

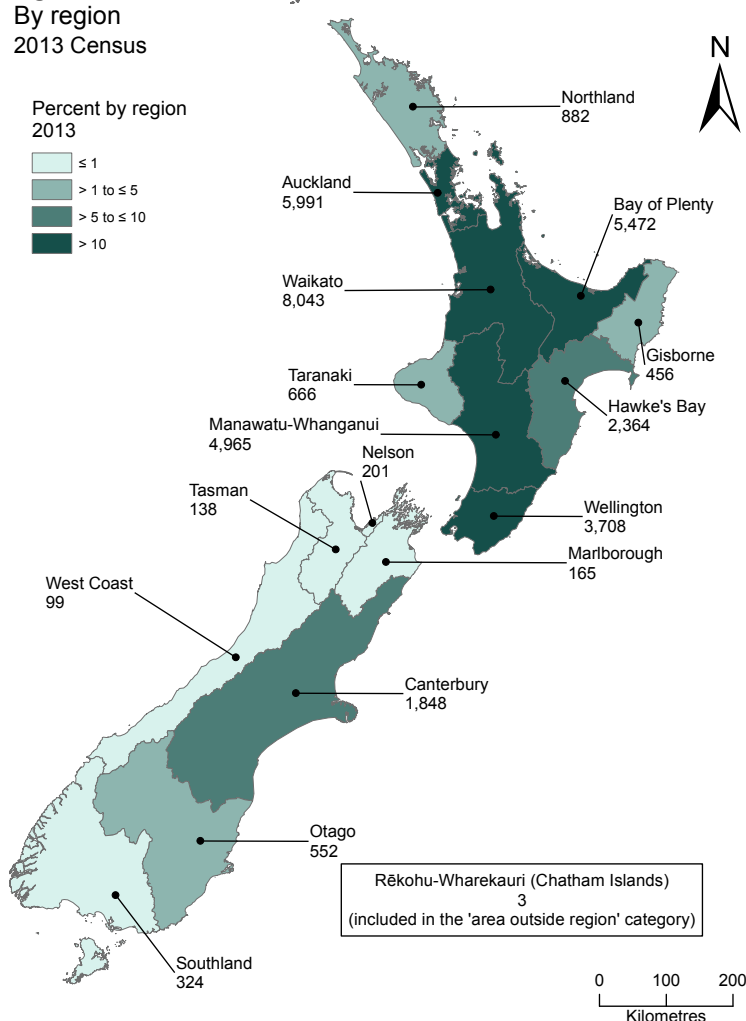
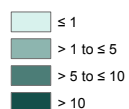
Ngāti Tūwharetoa

Iwi profile

2013 CENSUS

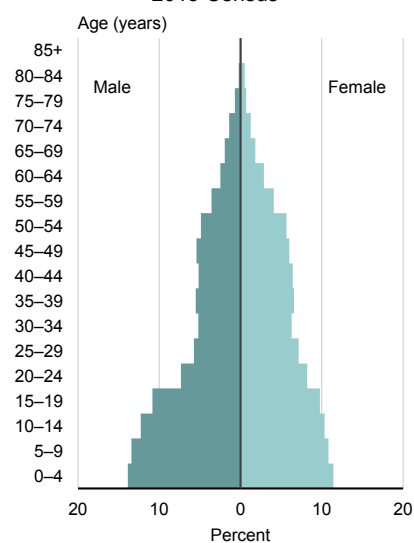
Ngāti Tūwharetoa By region 2013 Census

Percent by region
2013

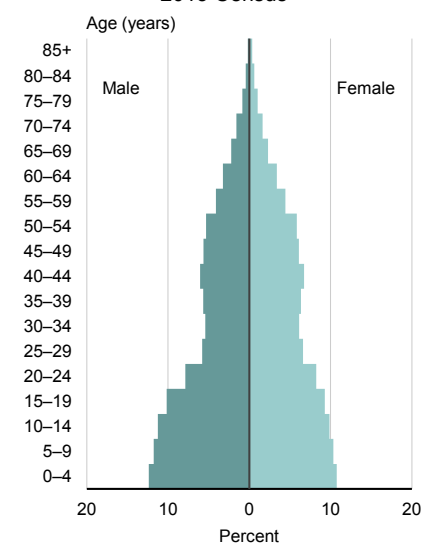


Source: Statistics New Zealand

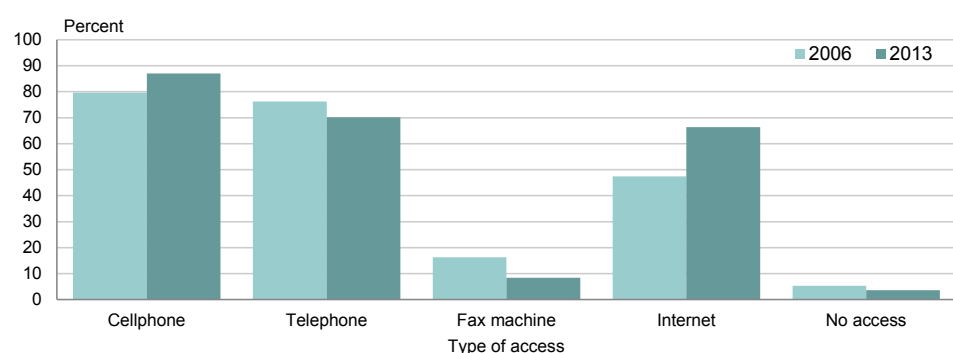
Ngāti Tūwharetoa population By age and sex 2013 Census



Māori descent population By age and sex 2013 Census



Access⁽¹⁾ to phones, fax, and Internet, by Ngāti Tūwharetoa 2006 and 2013 Censuses



1. For people in households.

Total Ngāti Tūwharetoa population

2001

29,301

2006

34,674

2013

35,877

5.4%

of Māori belong to Ngāti Tūwharetoa

27.1%

of Ngāti Tūwharetoa can hold a conversation in te reo Māori



Top three religions for Ngāti Tūwharetoa

14.7%

Catholic

13.4%

Rātana

8.3%

Anglican



How Ngāti Tūwharetoa compares with the total population of Māori descent*



Percent of people with a formal qualification

70.0%

VS

68.7%



Percent of people in the labour force

67.9%

VS

68.4%



Median income

\$21,900

VS

\$23,700



Percent of people who own the dwelling they live in

26.3%

VS

31.2%

*For people aged 15 years and over.



This poster summarises results from a 2013 Census iwi profile. All results exclude responses that cannot be classified (eg 'not stated', 'response unidentifiable', 'response outside scope'). The data has been randomly rounded to protect confidentiality. This rounding may cause the same data to vary in different text, tables, maps, and graphs.

Source: Statistics New Zealand

Visit our website for more information
www.stats.govt.nz/2013Census

Statistics
New Zealand
TATAURANGA AOTEAROA

Ngāti Tūwharetoa

Whakaaturanga ā iwi

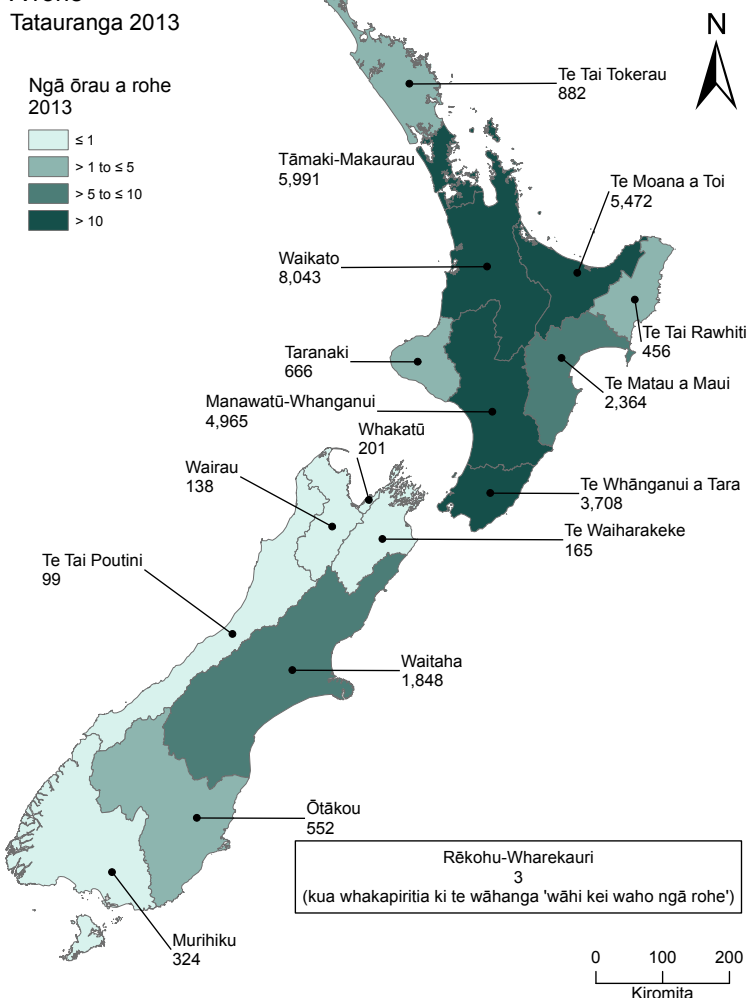
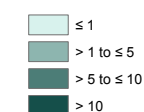
2013 CENSUS

Ngāti Tūwharetoa

A rohe

Tatauranga 2013

Ngā ōrau a rohe
2013

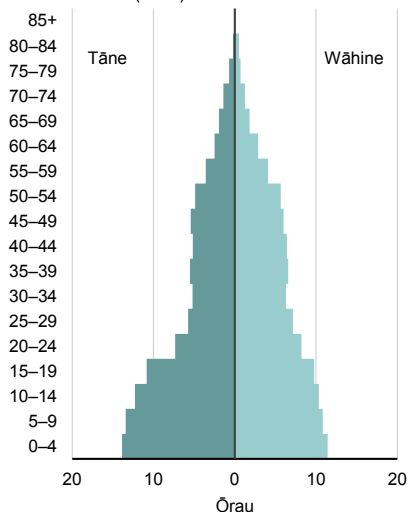


Pūtake: Tatauranga Aotearoa

Ngāti Tūwharetoa taupori

Mā te pakeke me te ira tangata
Tatauranga 2013

Pakeke (ā-tau)



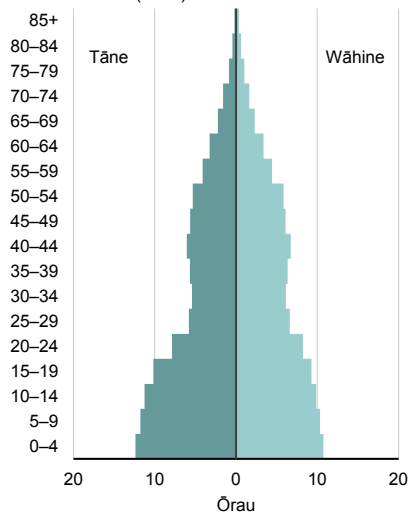
Tau waenga
(ā-tau)

22.3

Taupori kāwai Māori

Mā te pakeke me te ira tangata
Tatauranga 2013

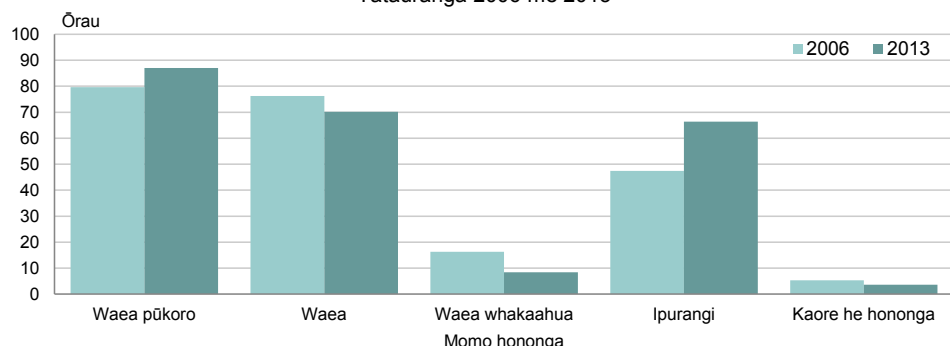
Pakeke (ā-tau)



Tau waenga
(ā-tau)

24.4

Kei a Ngāti Tūwharetoa⁽¹⁾ ngā waea, waea whakaahua, hononga ipurangi Tatauranga 2006 me 2013



1. Tāngata ki rō whare.

Taupori tapeke Ngāti Tūwharetoa

2001

29,301

2006

34,674

2013

35,877

5.4%

o ngā Māori i whai pānga ki Ngāti
Tūwharetoa

27.1%

o Ngāti Tūwharetoa ka taea
ki te kōrero i roto i te reo
Māori



Ngā hāhi rahi rawa toru mo Ngāti Tūwharetoa

14.7%

Katorika

13.4%

Rātana

8.3%

Mihingare



Te whakatauritengā a Ngāti Tūwharetoa ki te katoa o te taupori kāwai Māori*



Ngā tāngata whiwhinga tohu ōkawa

70.0%

VS

68.7%



Ngā tāngata tūnga hunga mahi

67.9%

VS

68.4%



Te tau waenga o te moni whiwhi

\$21,900

VS

\$23,700



Ngā tāngata nō rātou ake te whare e noho ana rātou

26.3%

VS

31.2%

*Ngā tāngata 15 neke atu rānei ngā tau.



He whakaritenga tēnei pānui whakaahua mō ngā hua i puta mai i te whakaaturanga ā iwi mō te Tatauranga 2013. I makerekere aua whakautu e kore i whakaritea, ara, (hei tauria, 'kaore he whakautu', 'he whakautu kauruki', 'he whakautu rāhaki'). Kua whakaawhiwhitia noa ngā raraunga kia huna ngā tāngata. Nā te whakaawhiwhinga nei he rerekē te ahua o ēnei raraunga i roto i etahi atu kōrero, tuhinga, tēpu, kauwhata rānei.

Pūtake: Tatauranga Aotearoa

Me haere ki ta mātou ipurangi mō ētahi atu kōrero
www.stats.govt.nz/2013Census

Statistics
New Zealand
TATAURANGA AOTEAROA