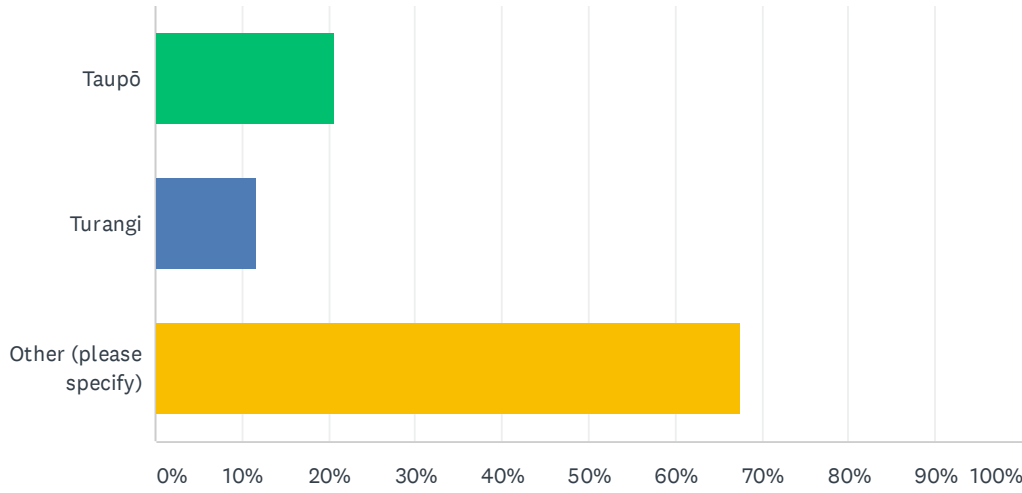


Q1 Where do you currently live?

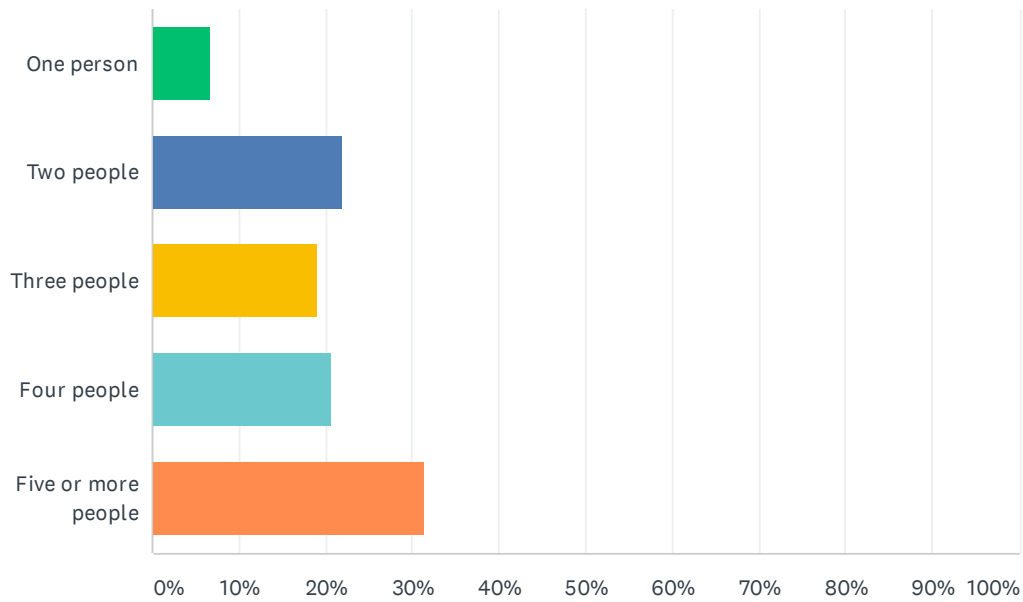
Answered: 713 Skipped: 0



ANSWER CHOICES	RESPONSES	
Taupō	20.76%	148
Turangi	11.64%	83
Other (please specify)	67.60%	482
TOTAL		713

Q2 How many people live in your household?

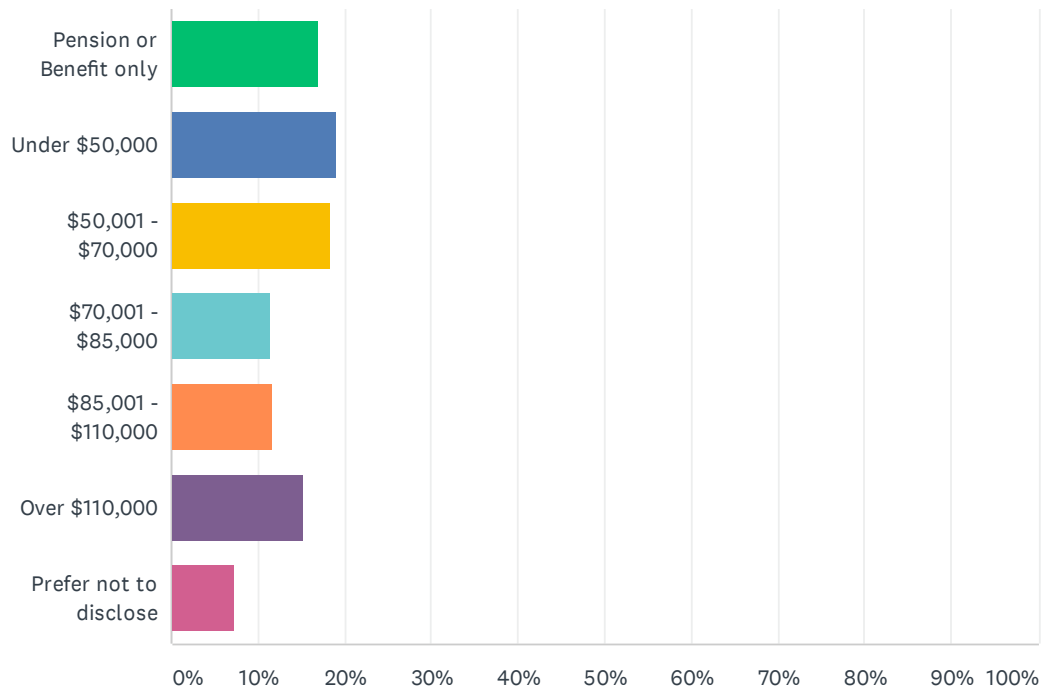
Answered: 713 Skipped: 0



ANSWER CHOICES	RESPONSES	
One person	6.73%	48
Two people	22.02%	157
Three people	19.07%	136
Four people	20.76%	148
Five or more people	31.42%	224
TOTAL		713

Q3 What is your average combined, annual household income?

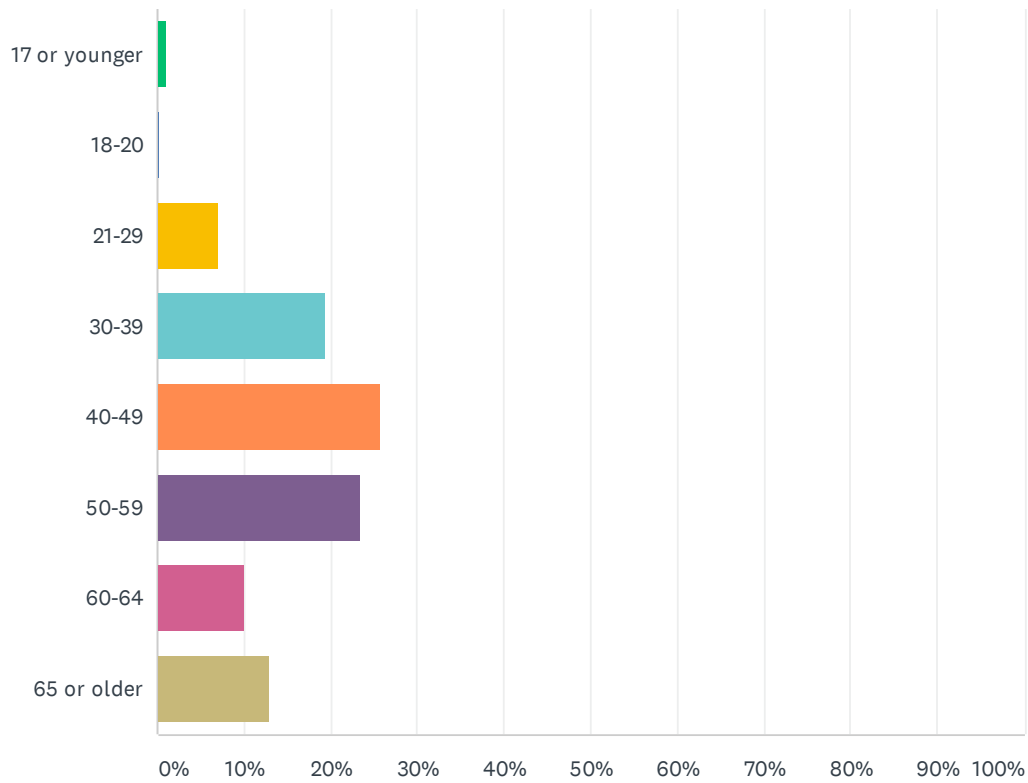
Answered: 713 Skipped: 0



ANSWER CHOICES	RESPONSES	
Pension or Benefit only	16.97%	121
Under \$50,000	18.93%	135
\$50,001 - \$70,000	18.37%	131
\$70,001 - \$85,000	11.50%	82
\$85,001 - \$110,000	11.64%	83
Over \$110,000	15.29%	109
Prefer not to disclose	7.29%	52
TOTAL		713

Q4 Which category below includes your age?

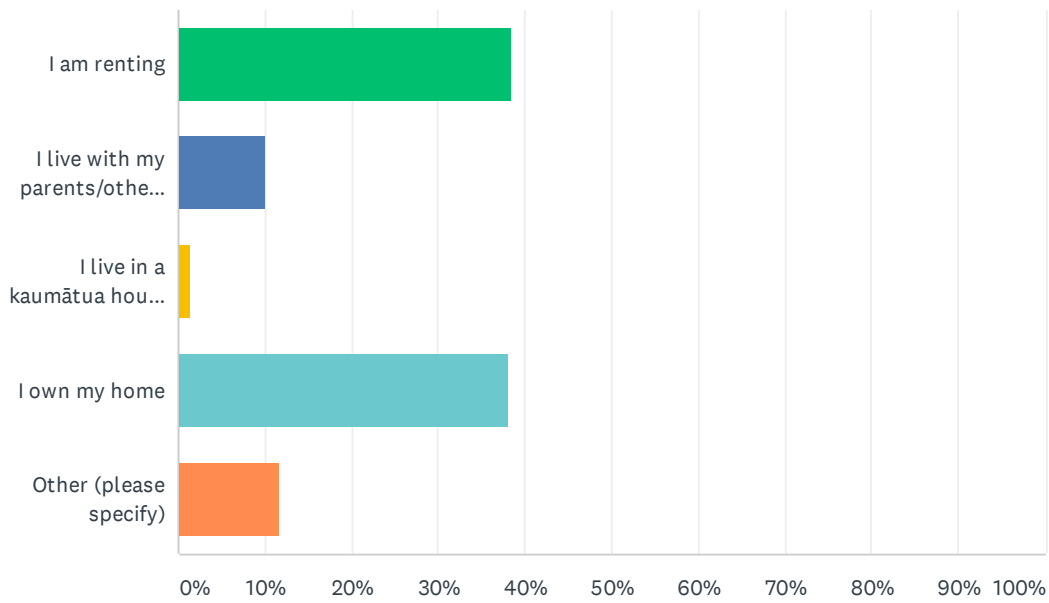
Answered: 713 Skipped: 0



ANSWER CHOICES	RESPONSES	
17 or younger	0.98%	7
18-20	0.28%	2
21-29	7.01%	50
30-39	19.50%	139
40-49	25.81%	184
50-59	23.42%	167
60-64	10.10%	72
65 or older	12.90%	92
TOTAL		713

Q5 What is your current housing and accommodation situation? You can select more than one answer.

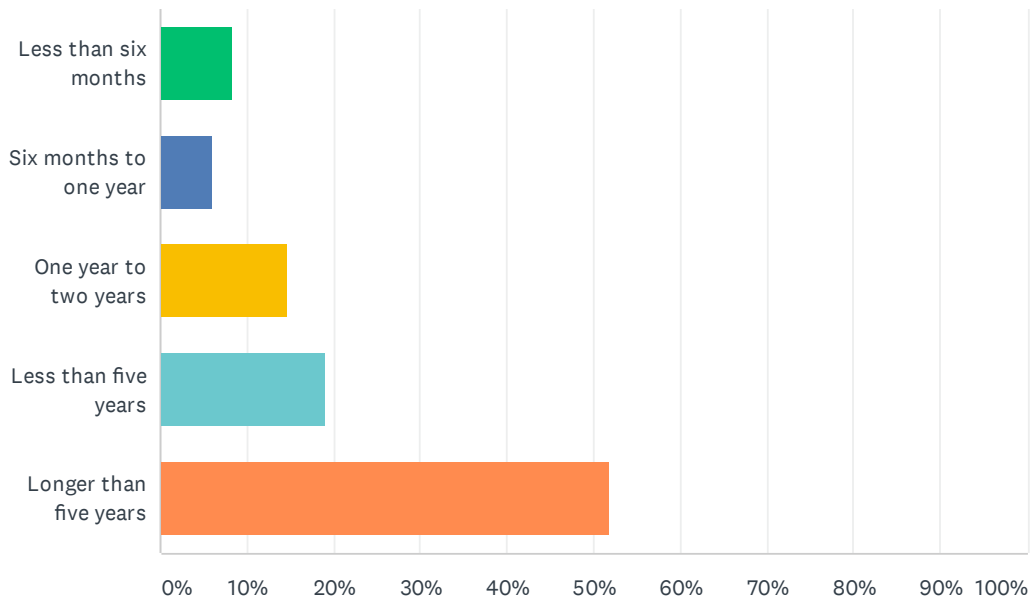
Answered: 713 Skipped: 0



ANSWER CHOICES	RESPONSES	
I am renting	38.57%	275
I live with my parents/other whānau	10.10%	72
I live in a kaumātua house or papakainga	1.54%	11
I own my home	38.01%	271
Other (please specify)	11.78%	84
TOTAL		713

Q6 How long have you been living in your current housing situation?

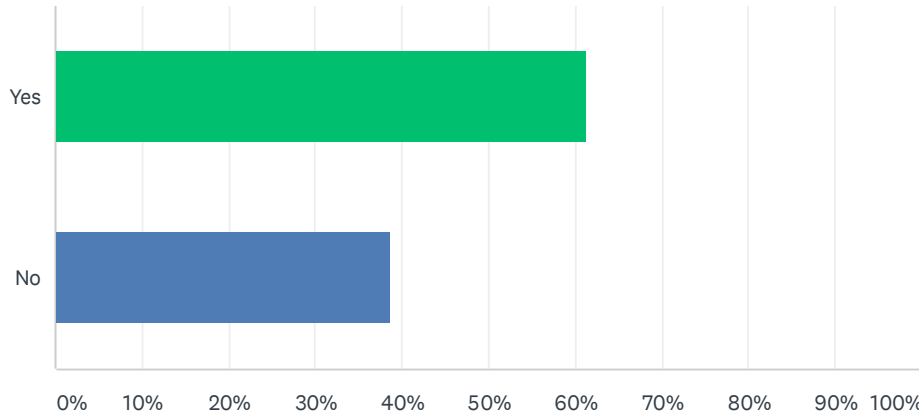
Answered: 713 Skipped: 0



ANSWER CHOICES	RESPONSES	
Less than six months	8.27%	59
Six months to one year	6.03%	43
One year to two years	14.73%	105
Less than five years	19.07%	136
Longer than five years	51.89%	370
TOTAL		713

Q7 Is your current housing situation satisfactory?

Answered: 713 Skipped: 0



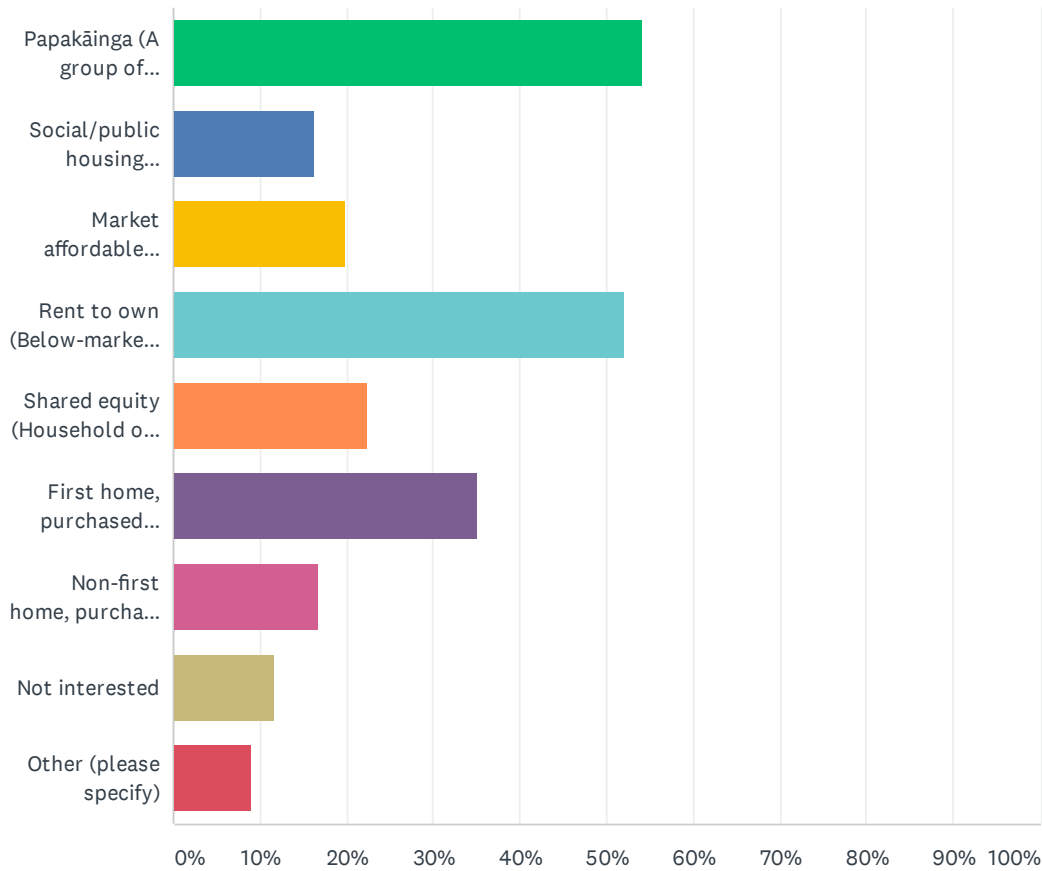
ANSWER CHOICES	RESPONSES	
Yes	61.29%	437
No	38.71%	276
TOTAL		713

Q8 Please explain why your housing situation is satisfactory, or why it isn't.

Answered: 687 Skipped: 26

Q9 Are you interested in any of the following housing options? You can select more than one answer.

Answered: 713 Skipped: 0



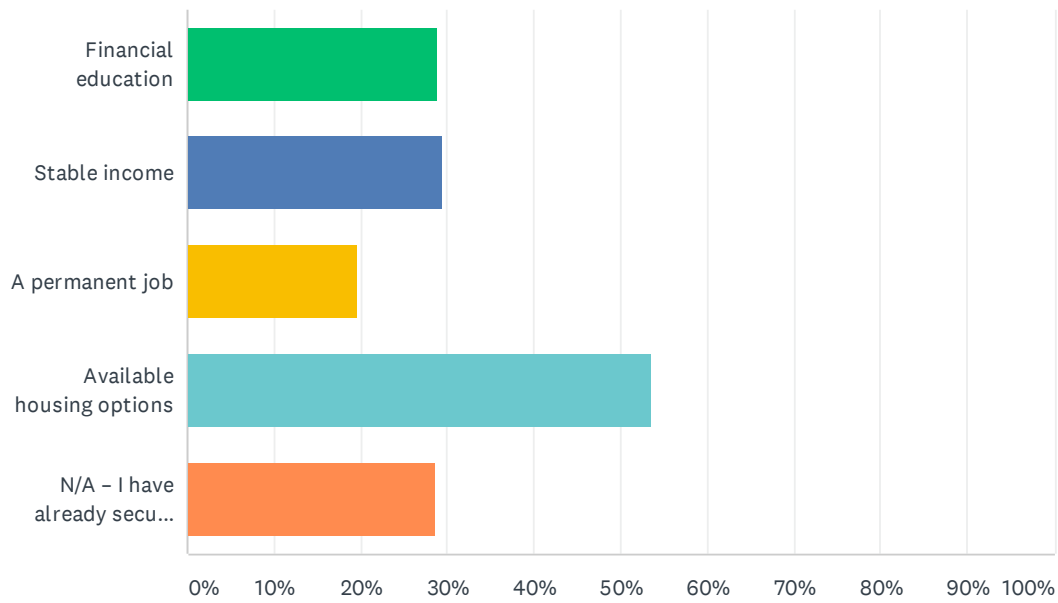
ANSWER CHOICES	RESPONSES
Papakāinga (A group of houses, on whenua Māori, living as a 'community')	54.28% 387
Social/public housing (State-owned housing managed by Housing New Zealand with subsidised rental)	16.41% 117
Market affordable rentals (Below-market rental charged by landlords to achieve a social housing outcome, provided for households that cannot afford full market rents.)	19.92% 142
Rent to own (Below-market rent is charged, so tenants can clear debt or save for a deposit to enable them to purchase the house.)	52.17% 372
Shared equity (Household owns 75% through a combination of a deposit paid and mortgage, with 25% owned initially by another party, which the household has to buy out after say 10 years.)	22.44% 160
First home, purchased outright (between you as the buyer, with a loan from a lending organisation)	35.20% 251
Non-first home, purchased outright (between you as the buyer, with a loan from a lending organisation)	16.83% 120
Not interested	11.78% 84
Other (please specify)	8.98% 64
Total Respondents: 713	

Q10 What is your desired housing situation? Please describe why and why you have or haven't achieved this yet?

Answered: 661 Skipped: 52

Q11 What do you need to secure your desired housing situation? You can select more than one answer.

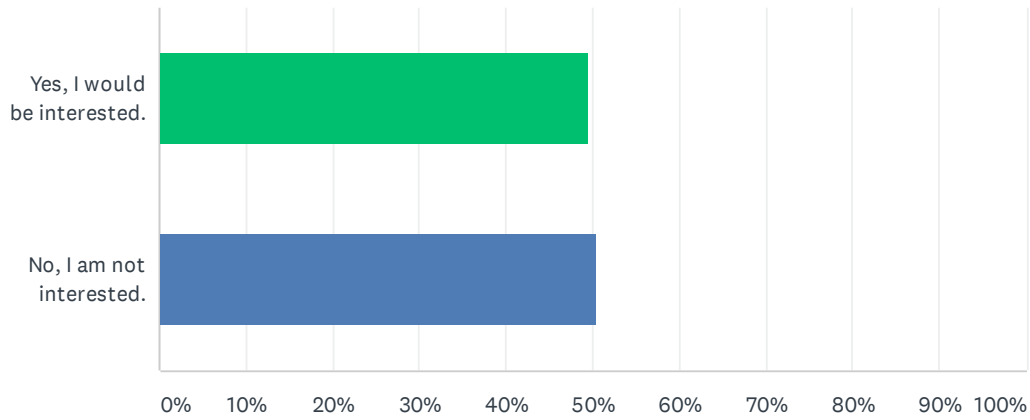
Answered: 713 Skipped: 0



ANSWER CHOICES	RESPONSES	
Financial education	28.89%	206
Stable income	29.45%	210
A permanent job	19.64%	140
Available housing options	53.58%	382
N/A – I have already secured my desired housing situation.	28.61%	204
Total Respondents: 713		

Q12 Would you be interested in attending a home ownership budgeting course?

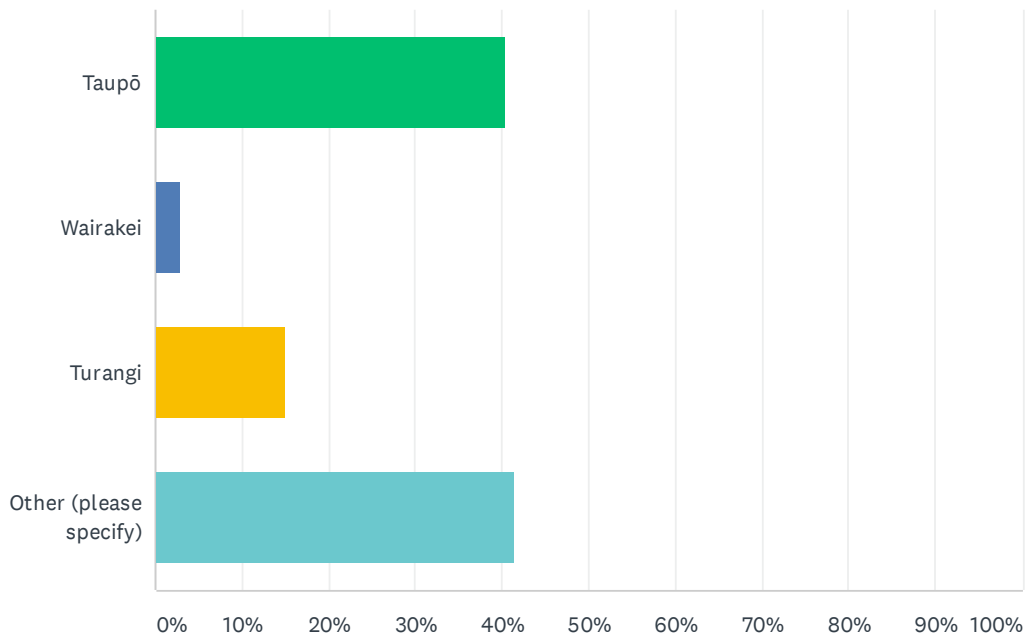
Answered: 713 Skipped: 0



ANSWER CHOICES	RESPONSES	
Yes, I would be interested.	49.51%	353
No, I am not interested.	50.49%	360
TOTAL		713

Q13 Where would you prefer or consider living, if TST were able to offer housing options in this area? You can select more than one answer.

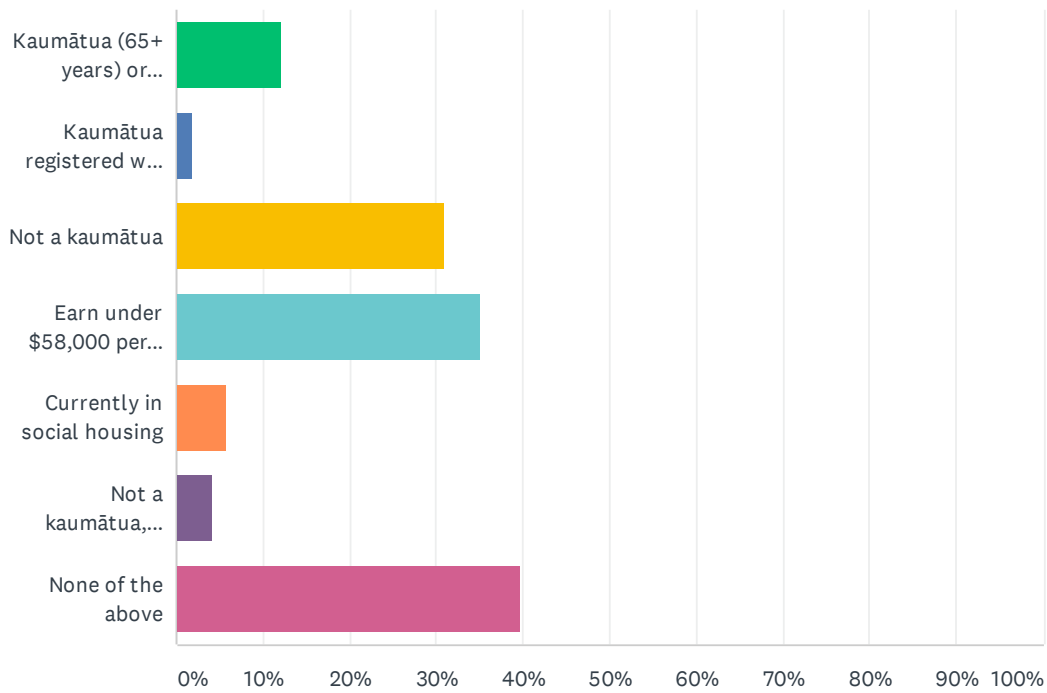
Answered: 713 Skipped: 0



ANSWER CHOICES	RESPONSES	
Taupō	40.39%	288
Wairakei	2.95%	21
Turangi	15.15%	108
Other (please specify)	41.51%	296
TOTAL		713

Q14 We'd like to find out if you are eligible for social rental housing. Please indicate if you are: You can select more than one answer.

Answered: 713 Skipped: 0



ANSWER CHOICES	RESPONSES	
Kaumātua (65+ years) or receiving Superannuation	12.06%	86
Kaumātua registered with Ministry of Social Development (MSD) for the housing register	1.82%	13
Not a kaumātua	31.00%	221
Earn under \$58,000 per annum	35.20%	251
Currently in social housing	5.89%	42
Not a kaumātua, registered with Ministry of Social Development (MSD) for the housing register	4.21%	30
None of the above	39.69%	283
Total Respondents: 713		

Q15 If you have any other comments or feedback relating to housing, please share it with us.

Answered: 385 Skipped: 328

Q16 If you'd like to go in the draw to win Fuel Vouchers to the value of \$200, please share you contact details with us:

Answered: 543 Skipped: 170

ANSWER CHOICES	RESPONSES	
Name	99.63%	541
Company	0.00%	0
Address	0.00%	0
Address 2	0.00%	0
City/Town	0.00%	0
State/Province	0.00%	0
ZIP/Postal Code	0.00%	0
Country	0.00%	0
Email Address	99.26%	539
Phone Number	97.24%	528